

IC-24FI



## FEATURES

Every Sub-Zero integrated refrigerator or freezer comes ready to be fitted with custom panels and handles for seamless installation with surrounding cabinetry

Water-filtration system for ice reduces contaminants, chlorine taste and odor

Nano-coated spill-proof shelves for easy clean-up

Smart-touch controls for streamlined access to more settings

Soft-on LED lights for varying degrees of brightness

Uniform 84" height

Automatic ice maker with "max ice" feature

All-freezer storage solves capacity problems

Rigorously tested in our U.S. manufacturing facilities to ensure at least 20 years of heavy use

Exceptional 24/7 support from our Customer Care team based in Madison, Wisconsin and just footsteps from our factory

## ACCESSORIES

Dual installation kits

Stainless steel front panels with tubular or pro handles

Stainless steel kickplate

Stainless steel pro handles

Stainless steel tubular handles

Replacement water filter

accessories-are-available-through-an-authorized-sz-dealer



## HANDLE ACCESSORIES

PRO



TUBULAR



## PRODUCT-DETAILS

### FREEZER

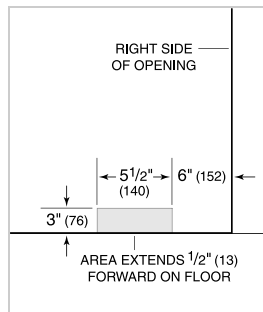
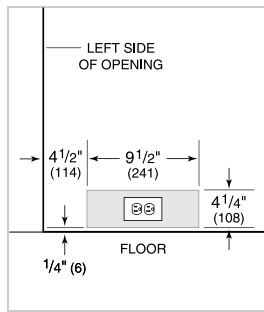
- 3 Adjustable wire shelves
- 2 Storage drawers
- 5 Adjustable door shelves
- Ice drawer
- Automatic ice maker

**PRODUCT-SPECIFICATIONS**

model	IC-24FI
dimensions	24"W x 84"H x 24"D
door-clearance	22 1/2"
weight	340 lb
freezer-capacity	12.3 cu ft
electrical-supply	115 VAC, 60 Hz
electrical-service	15 amp dedicated circuit
plumbing-supply	1/4" OD copper, braided stainless steel or PEX tubing
plumbing-pressure	35-120 psi

**ELECTRICAL**


**PLUMBING**



**PANEL-SPECIFICATIONS**

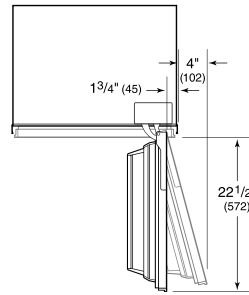
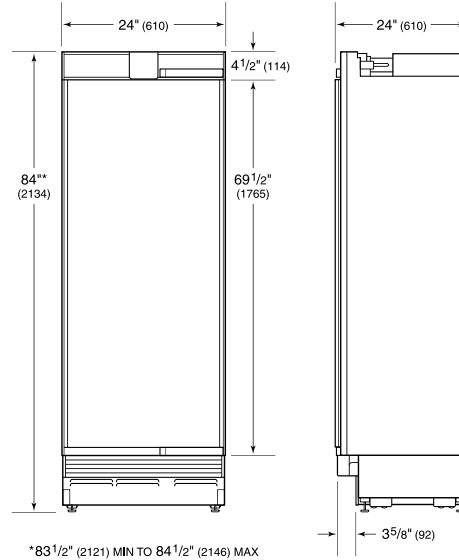
For complete panels specifications including width/height, weight requirements and thickness requirements visit [subzero-wolf.com/integratedconfigurator](http://subzero-wolf.com/integratedconfigurator).

**INTERIOR-VIEW**

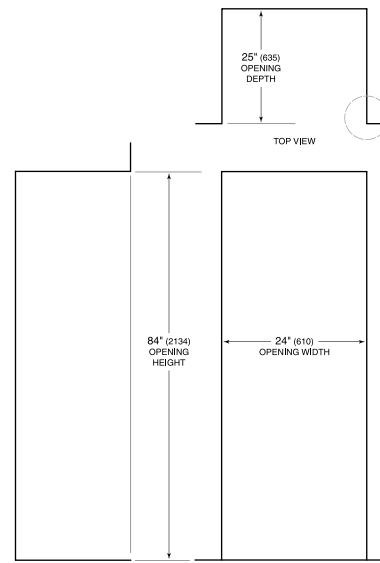


this-illustration-is-intended-for-interior-reference-only-not-represent-the-exterior

**DIMENSIONS**



**STANDARD INSTALLATION**



NOTE: 3 1/2" (89) finished returns will be visible and should be finished to match cabinetry.

